

3

TECHNICAL SPECIFICATIONS

The chapter describes the technical specifications of GTS 511/A S12 tower crane.

3.1 CRANE CLASSIFICATION

Standards for structural calculations of the crane:

C.N.R. 10021/85; C.N.R. 10011/85; C.N.R. UNI 10012
DIN 15018; DIN 15019; DIN 15020.

Machine grade:

according to C.N.R. 10021/85 standards, the crane is
A4 (U4 - Q2) grade.

Standards for the electrical components:

CEI - EN 60204 - 1.

3.2 RANGES AND TOWER CONFIGURATIONS

The typical dimensions of the crane are shown in figure 3.2.1 together with the different approved ranges and the configuration of the single jibs.

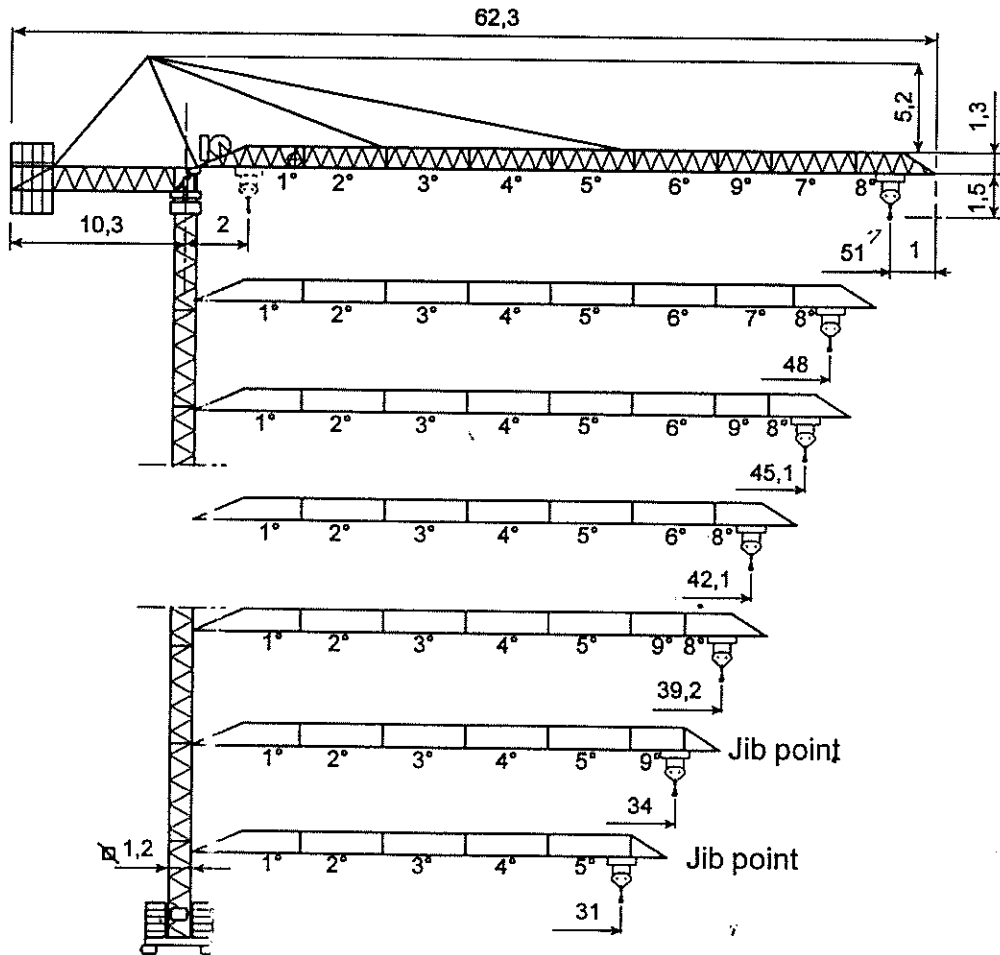
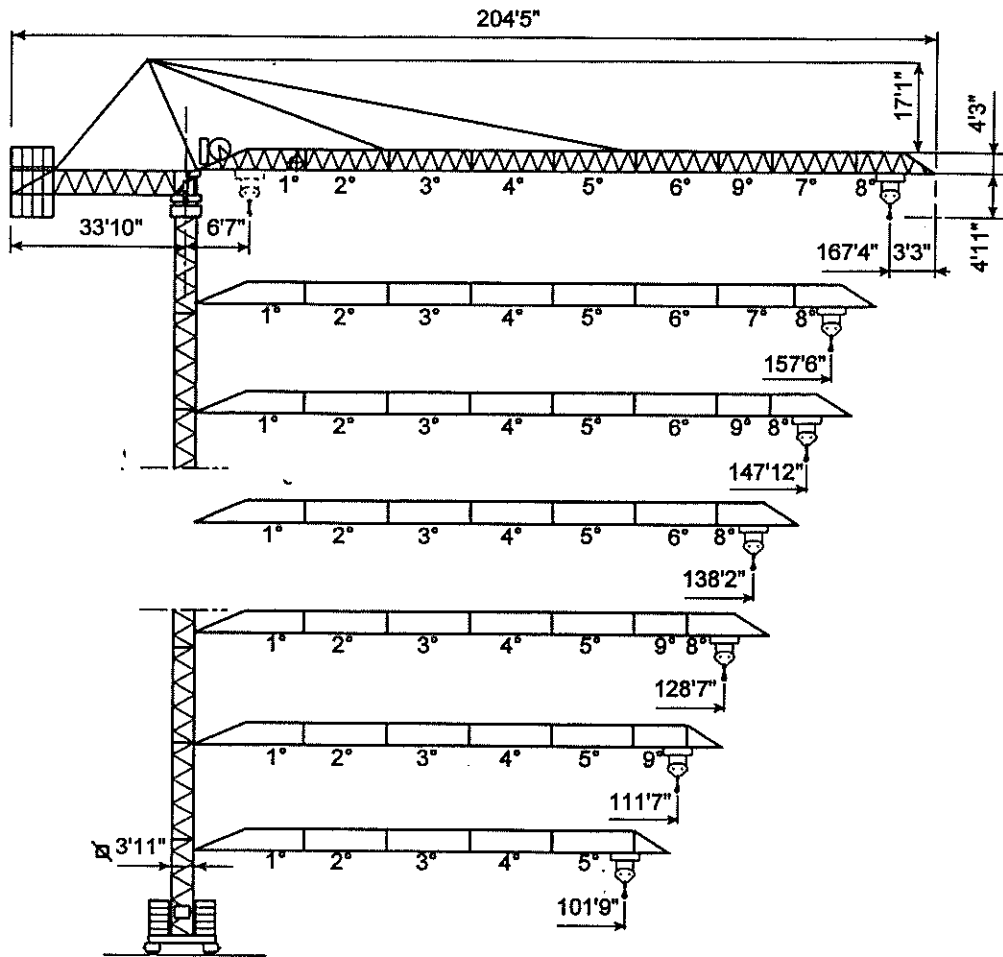


Fig. 3.2.1

The dimensions are expressed in metres



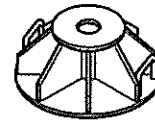
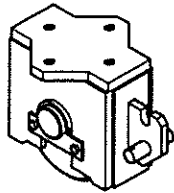
U.S. Customary units



The maximum heights for the crane in the four different configurations available are shown in figure 3.2.2.

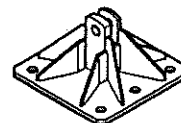
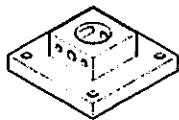
T: travelling crane on undercarriage

F: static crane with undercarriage on base plates



FP: static crane with undercarriage on concrete foundation

R1: static crane without undercarriage



3.3 RANGES AND CAPACITIES

GTS 511/A 10-30

G	m	GTS 511/A 10-30																	
		10	13	15	18	20	23	25	28	31	34	36	39.2	42.1	45.1	48	51		
3000 kg	20.8 m	kg	3000	3000	3000	3000	3000	3000	2858	2414	2117	1877	1680	1567	1409	1288	1178	1085	1000
3000 kg	23.5 m	kg	3000	3000	3000	3000	3000	3000	3000	2827	2486	2210	1984	1853	1673	1533	1407	1300	
3000 kg	24.9 m	kg	3000	3000	3000	3000	3000	3000	3000	2895	2636	2346	2107	1970	1780	1633	1500		
3000 kg	25 m	kg	3000	3000	3000	3000	3000	3000	3000	3000	2662	2370	2129	1991	1799	1650			
3000 kg	26.3 m	kg	3000	3000	3000	3000	3000	3000	3000	3000	2804	2498	2246	2101	1900				
3000 kg	26.9 m	kg	3000	3000	3000	3000	3000	3000	3000	3000	2870	2557	2300						
3000 kg	27.1 m	kg	3000	3000	3000	3000	3000	3000	3000	3000	2917	2600							

GTS 511/A 10-60

G	m	GTS 511/A 10-60																
		10	13	15	18	20	23	25	28	31	34	36	39.2	42.1	45.1	48	51	
3000 kg	20.3 m	kg	3000	3000	3000	3000	3000	2619	2363	2093	1858	1665	1554	1400	1281	1174	1083	1000
6000 kg	10.2 m	kg	6000	4608	3912	3158	2782	2339	2103	1813	1578	1385	1274	1120	1001	894	803	720
3000 kg	23.5 m	kg	3000	3000	3000	3000	3000	3000	2800	2464	2194	1971	1843	1666	1528	1405	1300	
6000 kg	11.8 m	kg	6000	5408	4606	3737	3302	2792	2520	2184	1914	1691	1563	1386	1248	1125	1020	
3000 kg	24.7 m	kg	3000	3000	3000	3000	3000	3000	2971	2618	2332	2097	1963	1775	1630	1500		
6000 kg	12.4 m	kg	6000	5739	4892	3975	3517	2978	2691	2338	2052	1817	1683	1495	1350	1220		
3000 kg	25 m	kg	3000	3000	3000	3000	3000	3000	3000	2647	2359	2122	1986	1796	1650			
6000 kg	12.6 m	kg	6000	5802	4947	4021	3558	3014	2724	2367	2059	1822	1686	1496	1350	1220		
3000 kg	26.2 m	kg	3000	3000	3000	3000	3000	3000	3000	2792	2490	2241	2098	1900				
6000 kg	13.2 m	kg	6000	6000	5218	4246	3761	3191	2887	2512	2210	1961	1818	1620				
3000 kg	26.6 m	kg	3000	3000	3000	3000	3000	3000	3000	2864	2555	2300						
6000 kg	13.5 m	kg	6000	6000	5361	4358	3861	3278	2967	2584	2275	2020						
3000 kg	27.3 m	kg	3000	3000	3000	3000	3000	3000	3000	2914	2600							
6000 kg	13.7 m	kg	6000	6000	5445	4436	3932	3339	3023	2634	2320							

3.3.1 RANGES AND CAPACITIES



U.S. Customary units

GTS 511/A 10-30																		
U	Z	ft	32'11"	42'8"	49'3"	59'1"	65'7"	75'6"	82'	91'10"	101'9"	111'7"	118'1"	127'12"	137'10"	147'8"	157'6"	167'4"
			lbs	lbs	lbs	lbs	lbs	lbs	lbs	lbs	lbs	lbs	lbs	lbs	lbs	lbs	lbs	lbs
6610	677"	lbs	6610	6610	6610	6610	6610	5860	5320	4670	4140	3700	3450	3110	2840	2600	2390	2200
6610	77'1"	lbs	6610	6610	6610	6610	6610	6610	8230	5480	4870	4370	4090	3690	3380	3100	2870	
6610	81'8"	lbs	6610	6610	6610	6610	6610	6610	6600	5810	5170	4650	4340	3920	3600	3310		
6610	82'	lbs	6610	6610	6610	6610	6610	6610	6610	5870	5220	4690	4390	3970	3640			
6610	85'3"	lbs	6610	6610	6610	6610	6610	6610	6610	6180	5510	4950	4630	4190				
6610	88'3"	lbs	6610	6610	6610	6610	6610	6610	6610	6330	5640	5070						
6610	88'11"	lbs	6610	6610	6610	6610	6610	6610	6610	6430	5730							

GTS 511/A 10-60																		
U	Z	ft	32'11"	42'8"	49'3"	59'1"	65'7"	75'6"	82'	91'10"	101'9"	111'7"	118'1"	127'12"	137'10"	147'8"	157'6"	167'4"
			lbs	lbs	lbs	lbs	lbs	lbs	lbs	lbs	lbs	lbs	lbs	lbs	lbs	lbs	lbs	lbs
6610	667"	lbs	6610	6610	6610	6610	6610	5770	5250	4610	4100	3670	3430	3090	2820	2590	2390	2200
13230	33'6"	lbs	13230	10160	8820	6960	6130	5160	4640	4000	3480	3050	2810	2470	2210	1970	1770	1590
6610	77'1"	lbs	6610	6610	6610	6610	6610	6610	6170	5430	4840	4350	4060	3670	3370	3100	2800	
13230	38'9"	lbs	13230	11920	10150	8540	7280	6160	5580	4810	4220	3730	3450	3060	2750	2480	2250	
6610	81'	lbs	6610	6610	6610	6610	6610	6610	6650	5770	5140	4640	4330	3910	3590	3310		
13230	40'8"	lbs	13230	12650	10780	8760	7750	6570	5930	5150	4520	4010	3710	3300	2980	2690		
6610	82'	lbs	6610	6610	6610	6610	6610	6610	6610	5840	5200	4680	4380	3960	3640			
13230	41'4"	lbs	13230	12790	10910	8880	7840	6640	6010	5220	4580	4060	3760	3340	3020			
6610	85'12"	lbs	6610	6610	6610	6610	6610	6610	6610	5490	4940	4630	4190					
13230	43'4"	lbs	13230	13230	11500	9360	8290	7030	6360	5540	4870	4320	4010	3570				
6610	87'3"	lbs	6610	6610	6610	6610	6610	6610	6610	6310	5630	5070						
13230	44'4"	lbs	13230	13230	11800	9610	8510	7230	6540	5700	5020	4450						
6610	89'7"	lbs	6610	6610	6610	6610	6610	6610	6610	6420	5730							
13230	44'11"	lbs	13230	13230	12000	9760	8670	7360	6660	5810	510							